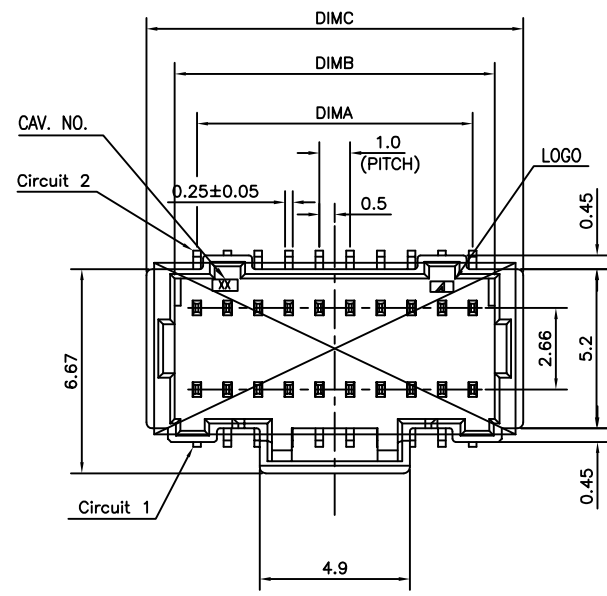
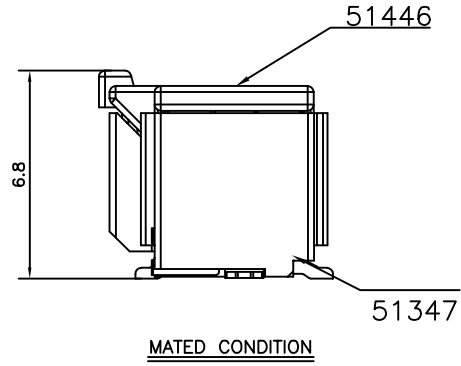
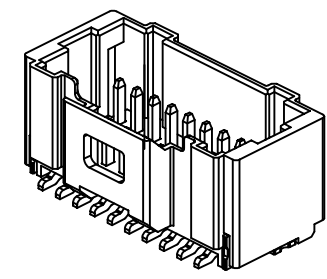


RECOMMENDED PCB LAYOUT
GENERAL TOLERANCE ±0.05

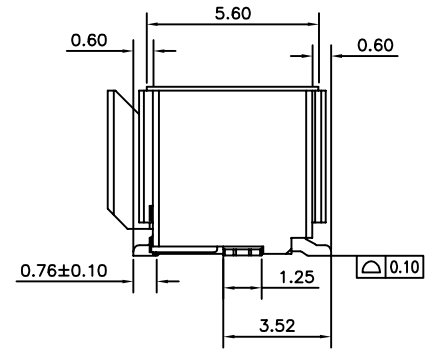
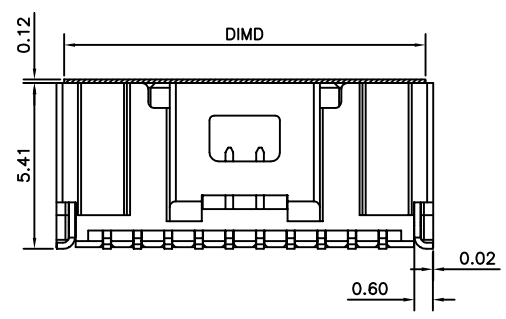


- NOTES:
- MATERIAL:
 - HOUSING: HALOGEN FREE PA4T,NATURAL HIGH TEMP.,UL94V-0.
 - CONTACT: PHOSPER BRONZE C5191-H
 - FITTING NAIL: BRASS C2680-H
 - FINISH:
 - CONTACT: 50u" MIN. NICKEL UNDERPLATING OVERALL.
 - 1:GOLD FLASH ON CONTACT AND SOLDER AREA
 - 4:4u"GOLD ON CONTACT AND SOLDER AREA
 - D:30u" MIN GOLD ON CONTACT AREA
 - GOLD FLASH ON SOLDER AREA
 - FITTING NAIL: 50u" MIN. NICKEL UNDERPLATING OVERALL.
 - N:80u" MIN. MATTE TIN PLATING
 - REFLOW SOLDER CAPABLE TO 260°C PER ACES SPEC.
 - SPEC. PLS. REFER TO PS-51347-XXXX-XXX
 - PACKAGE PLS. REFER TO 51347-XXXX-XX-TRP.
 - PART NUMBER
51347-XXX X X-XXX 001

- PACKING
0:TAPE&REEL
4:TAPE&REEL WITH MYLAR
- PLATING
1:GOLD FLASH PLATING
4:4u" GOLD ON CONTACT AREA
D:30u" GOLD ON CONTACT AREA
GOLD FLASH ON SOLDER AREA



CKTS	DIM A	DIM B	DIM C	DIM D (M/Y SIZE)
20	9.0	10.45	12.30	11.80
24	11.0	12.45	14.30	13.80
30	14.0	15.45	17.30	13.80
40	19.0	20.45	22.30	21.80
50	24.0	25.45	27.30	26.80



QUALITY SYMBOLS	DRAWN BY	DATE
MAJOR Ⓢ	Mengmeng	23/04/03
CRITICAL Ⓢ	CHECKED BY	DATE
GENERAL TOLERANCES (UNLESS SPECIFIED)	BRAVE	23/04/03
X. ±0.5	APPROVED BY	DATE
.X ±0.25	BRAVE	23/04/03
.XX ±0.15	UNITS	mm
.XXX ±0.1	SCALE	1 : 1
ANGLES ±2°	SHEET NO.	1 OF 1

ACES ELECTRONICS

TITLE: 1.0mm pitch WTB Wafer Conn. SMT D/R S/T Type

RFQ NO.	NA
PART NO.	SEE NOTES
DWG NO.	51347-XXXX-XXX